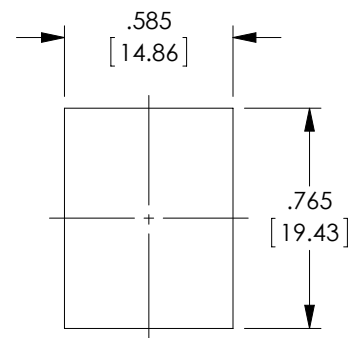
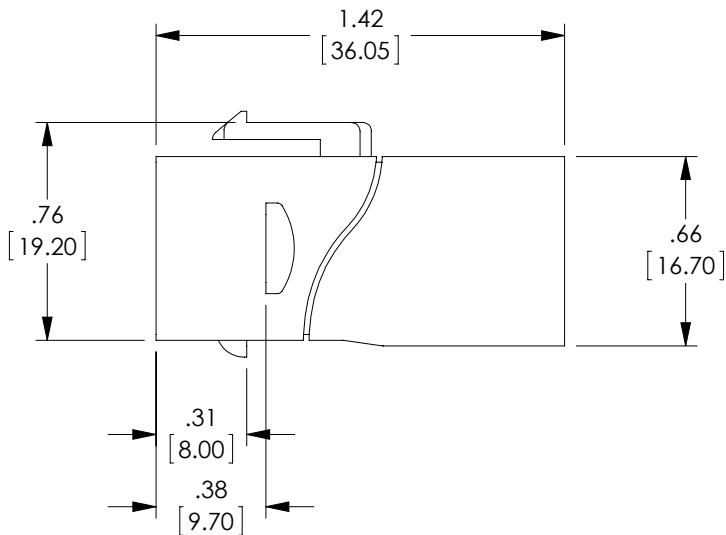
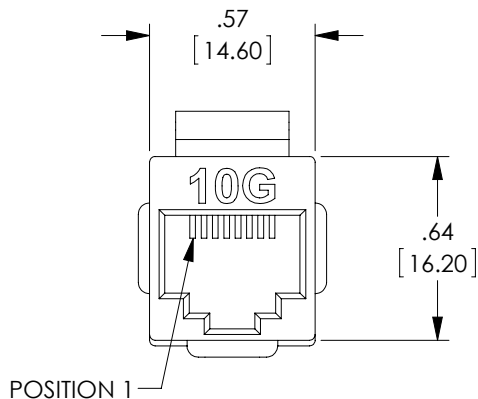
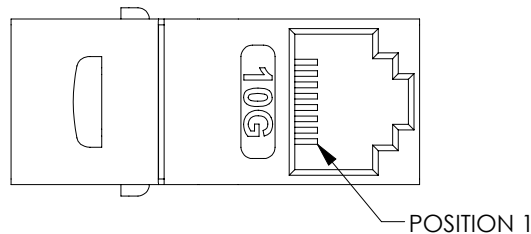


THE INFORMATION CONTAINED IN THIS DRAWING IS THE SOLE PROPERTY OF L-COM, INC. ANY REPRODUCTION IN PART OR WHOLE WITHOUT THE WRITTEN PERMISSION OF L-COM, INC. IS PROHIBITED.

REVISIONS			
REV	DESCRIPTION	DATE	APPROVED
A	INITIAL RELEASE	10/29/13	D.GRIFFIN



RECOMMENDED  
PANEL OPENING



#### NOTES:

**MATERIAL:**  
COUPLER HOUSING: POLYCARBONATE RESIN HIGH-IMPACT  
UL94V-0 THERMOPLASTIC. COLOR, WHITE  
CONTACTS: PHOSPHOR BRONZE, 50 μINCHES GOLD PLATE.

**ELECTRICAL:**  
DC CURRENT RATING: 1.5 AMPS  
DIELECTRIC WITHSTANDING VOLTAGE: 1000 VOLTS AC.

**MISCELLANEOUS:**  
OPERATING TEMPERATURE RANGE: -10°C TO +60°C  
APPLICATION: CATEGORY 6.  
WIRING: STRAIGHT THROUGH.  
PANEL THICKNESS: .065" [1.65mm] MAX.  
ALL DIMENSIONS ARE FOR REFERENCE ONLY.

**PACKAGING:**  
COMPONENT SHALL BE INDIVIDUALLY PACKAGED IN ACCORDANCE  
WITH L-COM SPECIFICATION PS-0031.

**REGULATORY COMPLIANCE:**  
CE2011/65/EU(RoHS DIRECTIVE)

UNLESS OTHERWISE SPECIFIED, DIMENSIONS ARE IN INCHES [mm] OVERALL CABLE LENGTH TOLERANCE: ≤12 [305] = +1 [25] / -0 >12 [305] ≤60 [1524] = +2 [51] / -0 >60 [1524] ≤120 [3048] = +4 [102] / -0 >120 [3048] ≤300 [7620] = +6 [152] / -0 >300 [7620] = +5% / -0% ALL OTHER DIMENSIONAL TOLERANCES: .X = ±.2 [5.08] .XX = ±.02 [51] .XXX = ±.005 [13] PROJECTION 	APPROVALS	DATE	 45 BEECHWOOD DRIVE NORTH ANDOVER, MA 01845	
	DRAWN BY D.FRISIELLO	10/23/13		
	CHECKED BY D.GUTTAUARO	10/23/13		
	APPROVED BY D. GALLAGHER	10/23/13		
CONFIGURATION DETAILS OF UNDIMENSIONED FEATURES MAY VARY	CATEGORY		TELECOM/MODULAR	
	PRODUCT DESCRIPTION		C6A 90° KEYSTONE CPLR	
	SIZE <b>A</b>	FSCM NO. <b>43321</b>	DWG. NO. TDG1026K-RC6A	REV. <b>A</b>
	SCALE: NONE		CAD FILE: TDG1026K-RC6A.SLDDRW	SHEET 1 OF 1