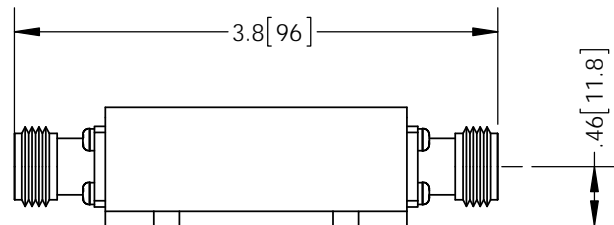
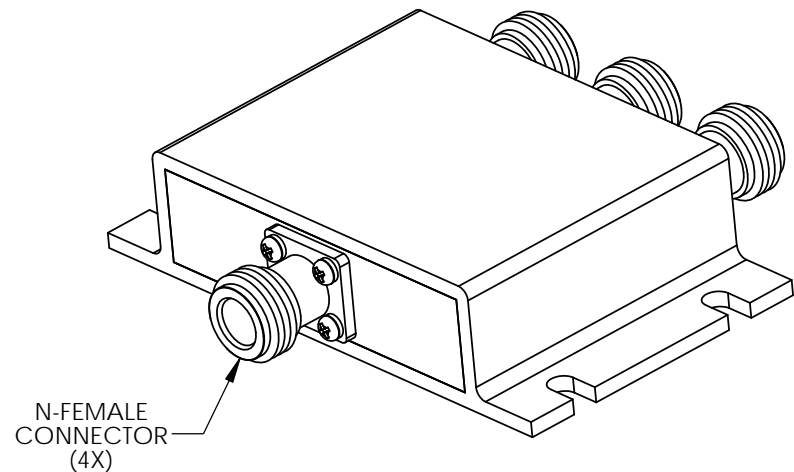
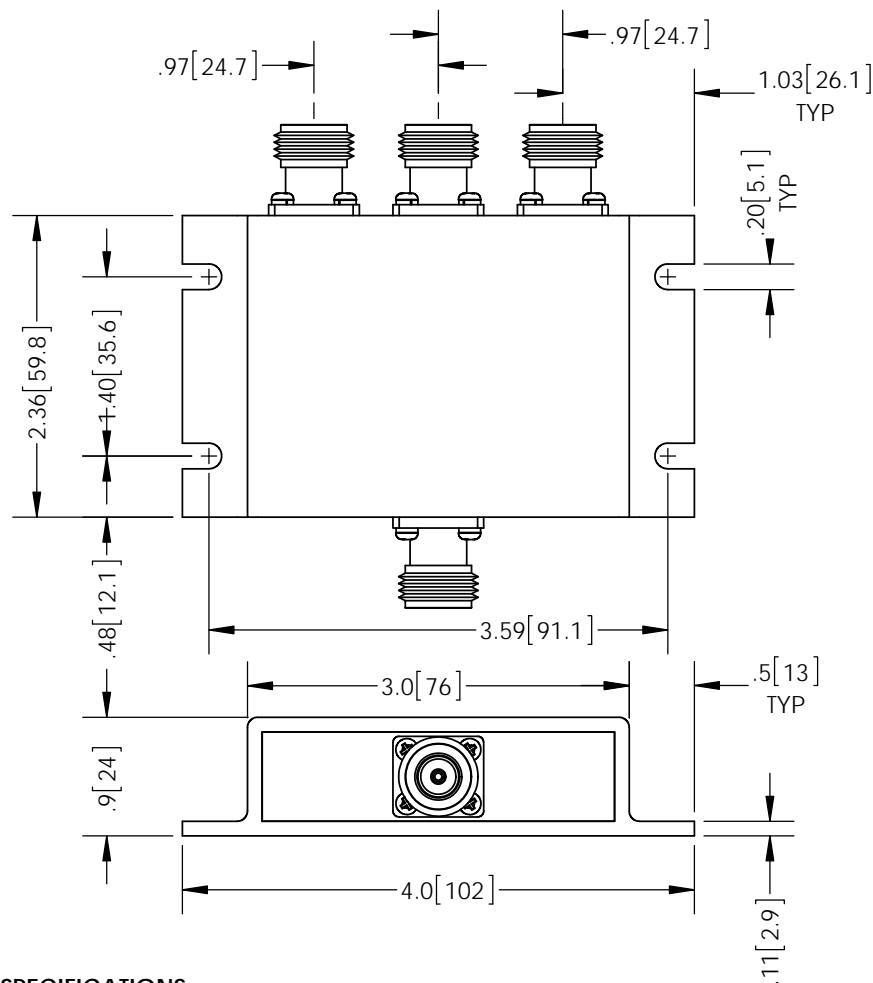


THE INFORMATION CONTAINED IN THIS DRAWING IS THE SOLE PROPERTY OF L-COM, INC. ANY REPRODUCTION IN PART OR WHOLE WITHOUT THE WRITTEN PERMISSION OF L-COM, INC. IS PROHIBITED.

REVISIONS			
REV	DESCRIPTION	DATE	APPROVED
A	INITIAL RELEASE	4/12/16	D.GRIFFIN



NOTE:

ELECTRICAL SPECIFICATIONS:

FREQUENCY: 750-2700MHz
INSERTION LOSS: <.5 dB (INSERTION LOSS FIGURE EXCLUDES POWER DIVISION)
OUTPUT PORT TO PORT ISOLATION: \geq 20dB
IMPEDANCE: 50 OHM
VSWR: \leq 1.4:1
POWER RATING: 50W
PASSIVE INTERMODULATION (PIM): < -140dBc

PACKAGING:

EACH UNIT TO BE INDIVIDUALLY PACKAGED IN ACCORDANCE WITH L-COM SPEC PKG-00012

-ALL DIMENSIONS ARE FOR REFERENCE ONLY-

REGULATORY COMPLIANCE:

CE2011/65/EU(RoHS DIRECTIVE)

UNLESS OTHERWISE SPECIFIED,
DIMENSIONS ARE IN INCHES [mm]

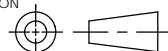
DIMENSIONAL TOLERANCES:

.X = \pm .1 [2.54]
.XX = \pm .01 [.25]
.XXX = \pm .005 [.13]

ANGULAR TOLERANCES:

ALL = \pm 1°

PROJECTION



APPROVALS

DRAWN BY

B.PUCHASKI

CHECKED BY

K.BURGNER

APPROVED BY

P.PESA

DATE

04/06/16

04/06/16

04/06/16

CONFIGURATION DETAILS OF
UNDIMENSIONED FEATURES
MAY VARY

COLOR VARIATIONS
MAY OCCUR

L-com Global
Connectivity

50 HIGH STREET
NORTH ANDOVER, MA
01845

CATEGORY

COAXIAL

PRODUCT DESCRIPTION

750 - 2700 MHz 3-WAY LOW PIM SPLITTER
W/N-FEMALE CONNECTORS

SIZE
A

FSCM NO.
43321

DWG. NO.

SCW03N

REV.
A

SCALE: NONE

CAD FILE: SCW03N.SLDDRW

SHEET 1 OF 1