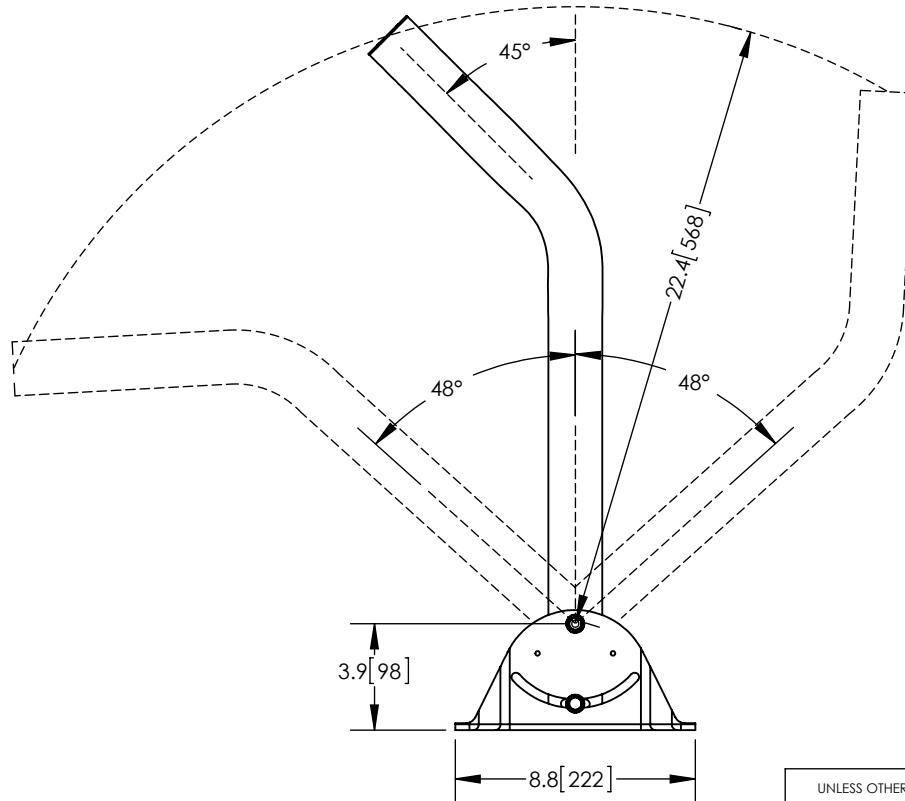
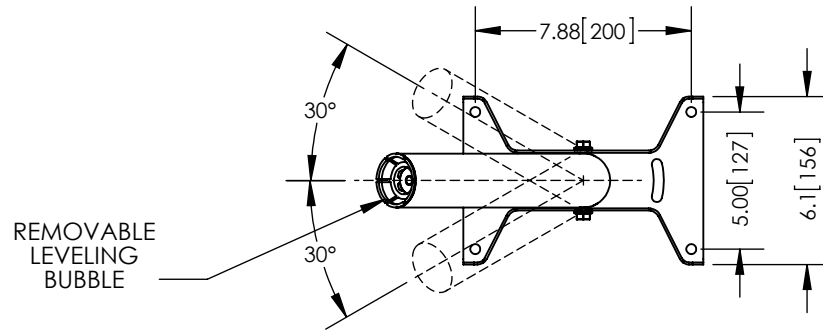
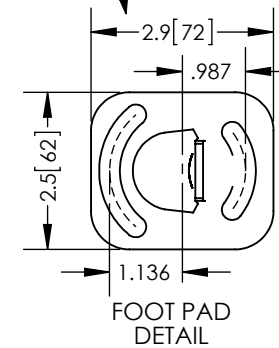
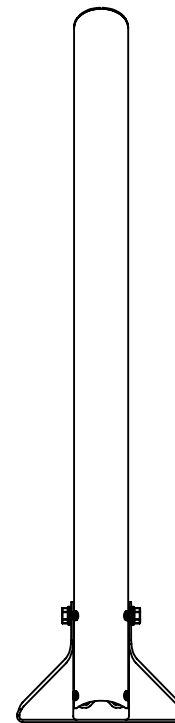


THE INFORMATION CONTAINED IN THIS DRAWING IS THE SOLE PROPERTY OF L-COM, INC. ANY REPRODUCTION IN PART OR WHOLE WITHOUT THE WRITTEN PERMISSION OF L-COM, INC. IS PROHIBITED.

REVISIONS			
REV	DESCRIPTION	DATE	APPROVED
A	INITIAL RELEASE	9/17/13	D.GRIFFIN



ADJUSTABLE SUPPORT LEGS  
AND ALL MOUNTING  
HARDWARE INCLUDED



FOOT PAD  
DETAIL

**NOTE:**

- 1- SHALL BE PACKAGED AS PER L-COM SPEC PKG-00020
- 2- ALL DIMENSIONS FOR REFERENCE ONLY

**REGULATORY COMPLIANCE:**  
RoHS, CE

UNLESS OTHERWISE SPECIFIED,  
DIMENSIONS ARE IN INCHES [mm]

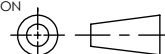
DIMENSIONAL TOLERANCES:

.X = ±.1 [2.54]  
.XX = ±.01 [.25]  
.XXX = ±.005 [.13]

ANGULAR TOLERANCES:

ALL = ± 1°

PROJECTION



APPROVALS

DATE

DRAWN BY  
B.PUCHASKI

09/16/13

CHECKED BY  
K.BURGNER

09/16/13

APPROVED BY  
P.PESA

09/16/13

CONFIGURATION DETAILS OF  
UNDIMENSIONED FEATURES  
MAY VARY

COLOR VARIATIONS  
MAY OCCUR

**L-com** Global  
Connectivity

45 BEECHWOOD DRIVE  
NORTH ANDOVER, MA  
01845

CATEGORY

ANTENNA

PRODUCT DESCRIPTION

UNIVERSAL TUBE MOUNT - X-LARGE

SIZE  
**A**

FSCM NO.  
**43321**

DWG. NO.  
**HGX-UMOUNT07**

REV.  
**A**

SCALE: NONE

CAD FILE: HGX-UMOUNT07.SLDDRW

SHEET 1 OF 1