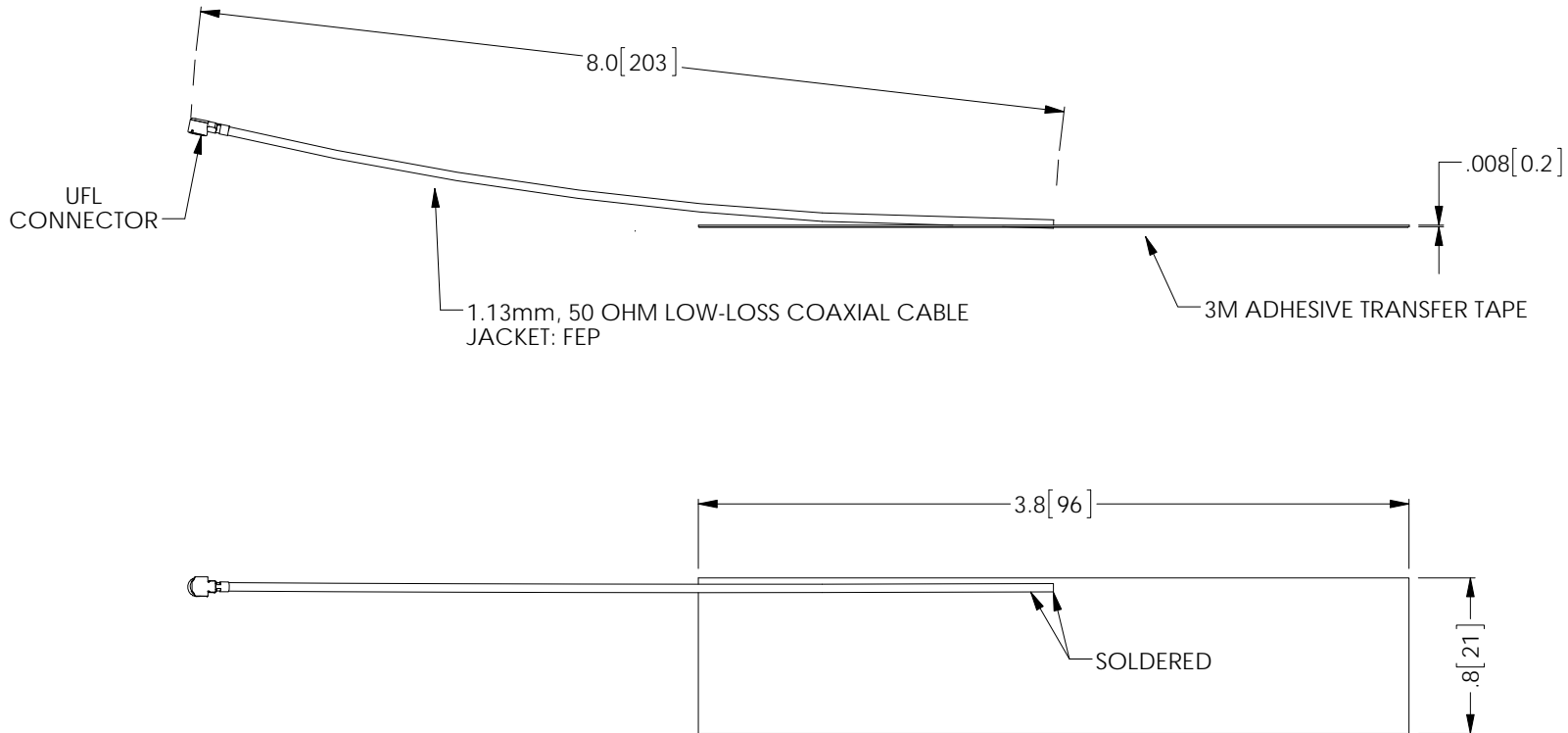


THE INFORMATION CONTAINED IN THIS DRAWING IS THE SOLE PROPERTY OF L-COM, INC.. ANY REPRODUCTION IN PART OR WHOLE WITHOUT THE WRITTEN PERMISSION OF L-COM, INC. IS PROHIBITED.

REVISIONS			
REV	DESCRIPTION	DATE	APPROVED
A	INITIAL RELEASE	07/21/16	D.GRIFFIN


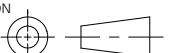


#### NOTES:

1. ASSEMBLY SHALL BE INDIVIDUALLY PACKAGED IN ACCORDANCE WITH L-COM SPECIFICATION PKG-00012.

-ALL DIMENSIONS FOR REFERENCE ONLY-

**REGULATORY COMPLIANCE:**  
CE2011/65/EU(RoHS DIRECTIVE)

UNLESS OTHERWISE SPECIFIED, DIMENSIONS ARE IN INCHES [mm]  DIMENSIONAL TOLERANCES:  .X = ±.1 [2.54] .XX = ±.01 [.25] .XXX = ±.005 [.13]  ANGULAR TOLERANCES:  ALL = ± 1°	APPROVALS	DATE	 50 HIGH STREET NORTH ANDOVER, MA 01845		
	DRAWN BY B.PUCHASKI	07/21/16			
	CHECKED BY P. PESA	07/21/16	CATEGORY  ANTENNA		
	APPROVED BY P. PESA	07/21/16			
	CONFIGURATION DETAILS OF UNDIMENSIONED FEATURES MAY VARY		PRODUCT DESCRIPTION 700 - 2700MGHZ 5dBi FLEXIBLE FPC EMBEDDED ANTENNA W/ UFL CONNECTOR		
			SIZE <b>A</b>	FSCM NO. <b>43321</b>	DWG. NO. HG72705FPU-UFL
	COLOR VARIATIONS MAY OCCUR		SCALE: NONE    CAD FILE: HG72705FPU-UFL.SLDDRW    SHEET 1 OF 1		