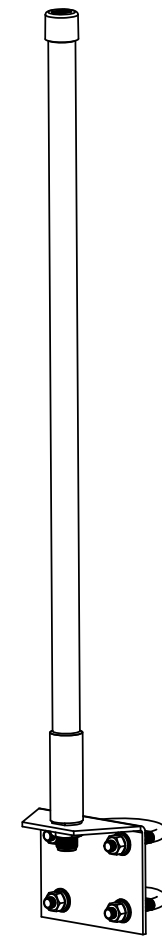
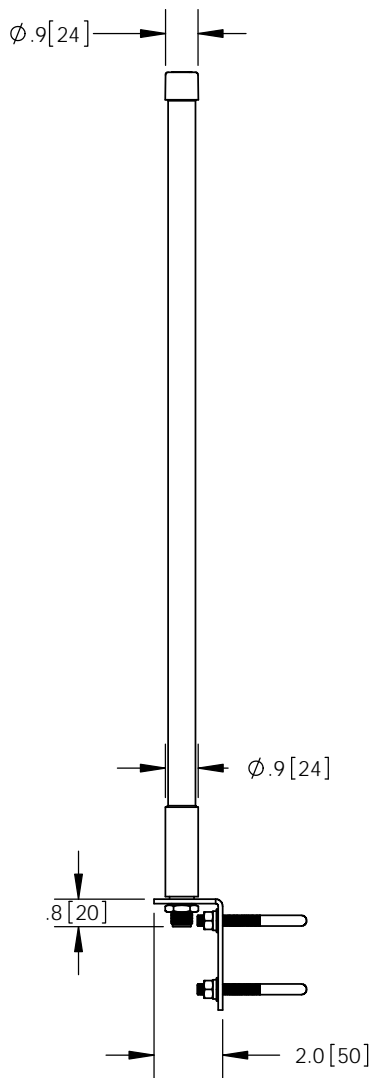
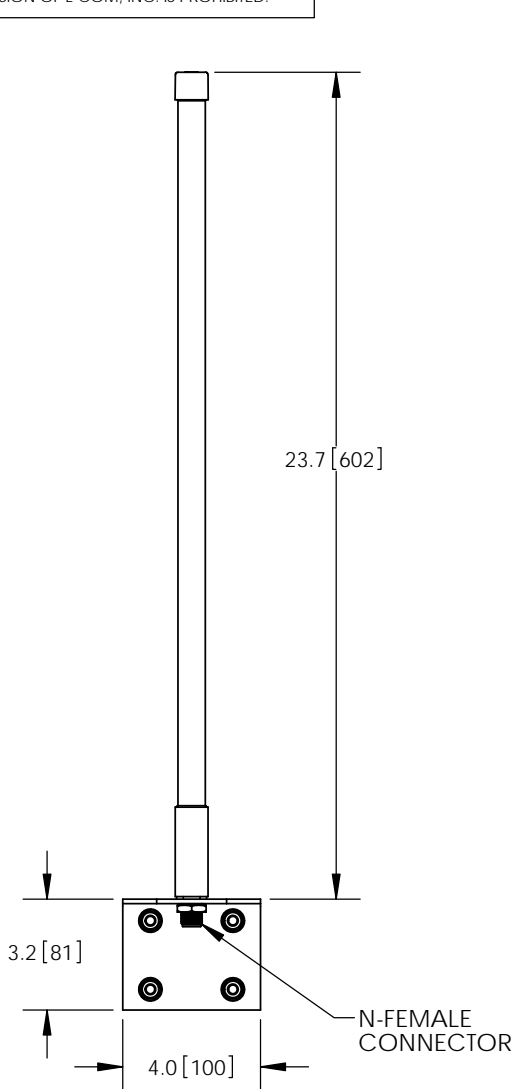



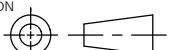
THE INFORMATION CONTAINED IN THIS DRAWING IS THE SOLE
PROPERTY OF L-COM, INC. ANY REPRODUCTION IN PART OR WHOLE
WITHOUT THE WRITTEN PERMISSION OF L-COM, INC. IS PROHIBITED.

REVISIONS			
REV	DESCRIPTION	DATE	APPROVED
A	INITIAL RELEASE	11/29/11	D.GRIFFIN
B	ECN#6201 UPDATED ANTENNA DIMENSIONS, ADDED LOGO TO CAP	07/12/12	B.PUCHASKI



NOTES:
PACKAGING:
COMPONENT SHALL BE PACKAGED IN ACCORDANCE
WITH L-COM SPEC PKG-00012

- ALL DIMENSIONS FOR REFERENCE -

UNLESS OTHERWISE SPECIFIED, DIMENSIONS ARE IN INCHES [mm] DIMENSIONAL TOLERANCES: X = ±.1 .XX = ±.01 .XXX = ±.005 ANGULAR TOLERANCES: ALL = ± 1°	APPROVALS	DATE	 45 BEECHWOOD DRIVE NORTH ANDOVER, MA 01845			
	DRAWN BY B.PUCHASKI	11/28/11				
	CHECKED BY P.PESA	11/28/11	CATEGORY ANTENNA			
	APPROVED BY P.PESA	11/28/11	PRODUCT DESCRIPTION 5.3GHZ 10dBi OMNI ANTENNA W/N-FEMALE CONNECTOR			
PROJECTION 	COLOR VARIATIONS MAY OCCUR		SIZE A	FSCM NO. 43321	DWG. NO. HG5310U	REV. B
			SCALE: NONE		CAD FILE: HG5310U.SLDDRW	SHEET 1 OF 1