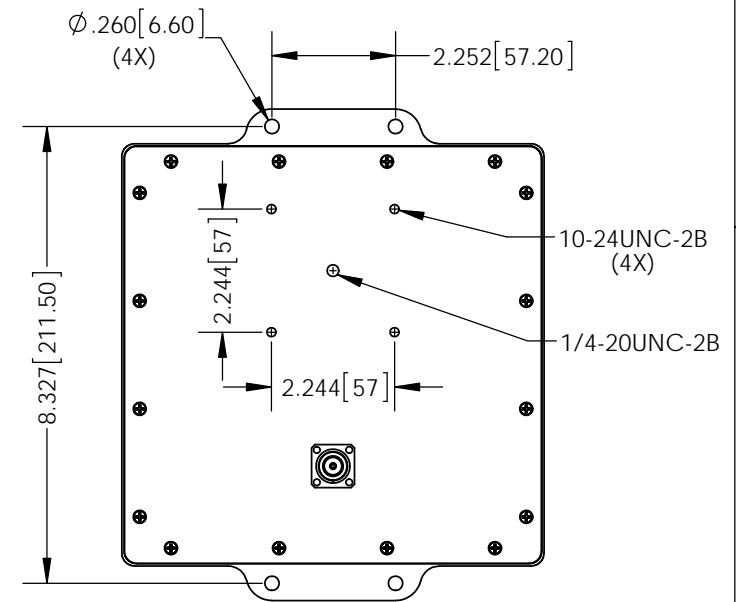
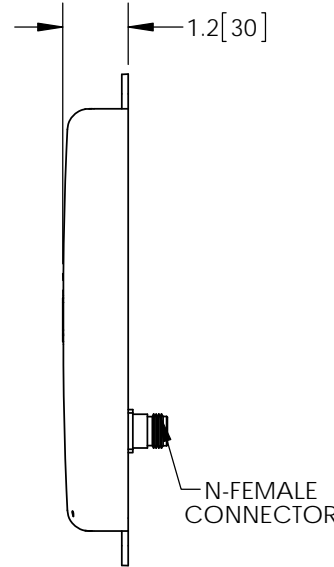
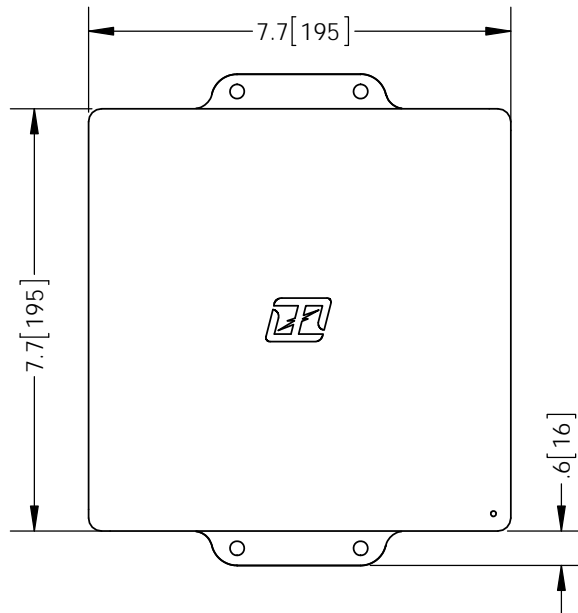



THE INFORMATION CONTAINED IN THIS DRAWING IS THE SOLE PROPERTY OF L-COM, INC. ANY REPRODUCTION IN PART OR WHOLE WITHOUT THE WRITTEN PERMISSION OF L-COM, INC. IS PROHIBITED.

REVISIONS			
REV	DESCRIPTION	DATE	APPROVED
A	INITIAL RELEASE PER D.FRISIELLO	3/20/14	D.FRISIELLO



NOTE:
1- EACH UNIT TO BE INDIVIDUALLY PACKAGED IN ACCORDANCE WITH L-COM SPEC PKG-00012

-ALL DIMENSIONS ARE FOR REFERENCE ONLY-

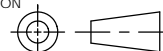
REGULATORY COMPLIANCE:
CE2011/65/EU(RoHS DIRECTIVE)

UNLESS OTHERWISE SPECIFIED,
DIMENSIONS ARE IN INCHES [mm]

DIMENSIONAL TOLERANCES:
.X = ±.1 [2.54]
.XX = ±.01 [.25]
.XXX = ±.005 [.13]

ANGULAR TOLERANCES:
ALL = ± 1°

PROJECTION



APPROVALS	DATE
DRAWN BY B.PUCHASKI	03/19/14
CHECKED BY P.PESA	03/19/14
APPROVED BY P.PESA	03/19/14

CONFIGURATION DETAILS OF
UNDIMENSIONED FEATURES
MAY VARY

COLOR VARIATIONS
MAY OCCUR

L-com Global Connectivity
45 BEECHWOOD DRIVE
NORTH ANDOVER, MA
01845

CATEGORY
ANTENNA

PRODUCT DESCRIPTION
**2.4/5.8GHz 9/11dBi FLAT PANEL ANTENNA
W/ N-FEMALE CONNECTOR**

SIZE A	FSCM NO. 43321	DWG. NO. HG2458-11P	REV. A
------------------	--------------------------	-------------------------------	------------------

SCALE: NONE | CAD FILE: HG2458-11P.SLDDRW | SHEET 1 OF 1