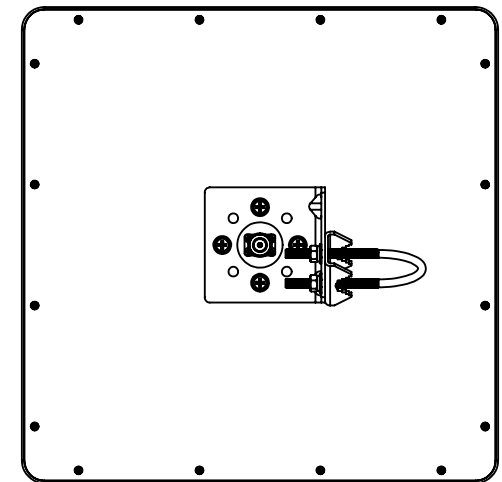
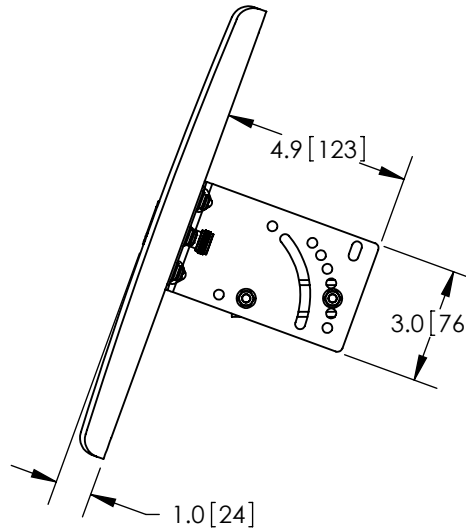
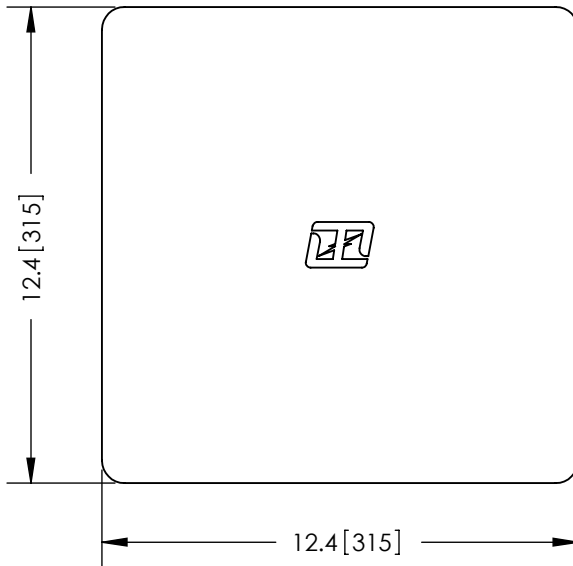


THE INFORMATION CONTAINED IN THIS DRAWING IS THE SOLE PROPERTY OF L-COM, INC. ANY REPRODUCTION IN PART OR WHOLE WITHOUT THE WRITTEN PERMISSION OF L-COM, INC. IS PROHIBITED.

REVISIONS			
REV	DESCRIPTION	DATE	APPROVED
A	INITIAL RELEASE	3/5/12	D.GRIFFIN
-	-	-	-

N-FEMALE
CONNECTOR



NOTES:
PACKAGING:
COMPONENT SHALL BE PACKAGED IN ACCORDANCE
WITH L-COM SPEC PKG-00028

-ALL DIMENSIONS FOR REFERENCE-

RoHS Compliant ✓

UNLESS OTHERWISE SPECIFIED, DIMENSIONS ARE IN INCHES [mm] DIMENSIONAL TOLERANCES: .X = ±.1 .XX = ±.01 .XXX = ±.005 ANGULAR TOLERANCES: ALL = ± 1° PROJECTION 	APPROVALS	DATE	 45 BEECHWOOD DRIVE NORTH ANDOVER, MA 01845	
	DRAWN BY B.PUCHASKI	02/23/12		
	CHECKED BY P.PESA	02/23/12	CATEGORY ANTENNA	
	APPROVED BY P.PESA	02/23/12	PRODUCT DESCRIPTION 2.4GHz 18dBi FLAT PANEL ANTENNA W/N-FEMALE CONNECTOR	
CONFIGURATION DETAILS OF UNDIMENSIONED FEATURES MAY VARY		SIZE A	FSCM NO. 43321	DWG. NO. HG2418P
COLOR VARIATIONS MAY OCCUR		SCALE: NONE		CAD FILE: HG2418P.SLDDRW
				SHEET 1 OF 1