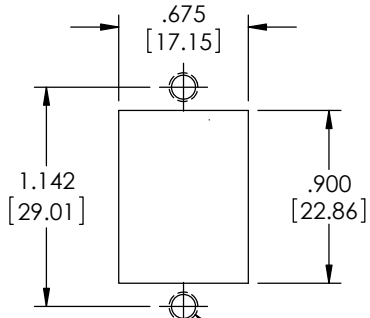


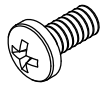
THE INFORMATION CONTAINED IN THIS DRAWING IS THE SOLE PROPERTY OF L-COM, INC. ANY REPRODUCTION IN PART OR WHOLE WITHOUT THE WRITTEN PERMISSION OF L-COM, INC. IS PROHIBITED.



2X #4-40 UNC-2B THRU

RECOMMENDED  
PANEL OPENING

2X 4-40UNC-2A  
X 1/4" LONG



#### NOTES:

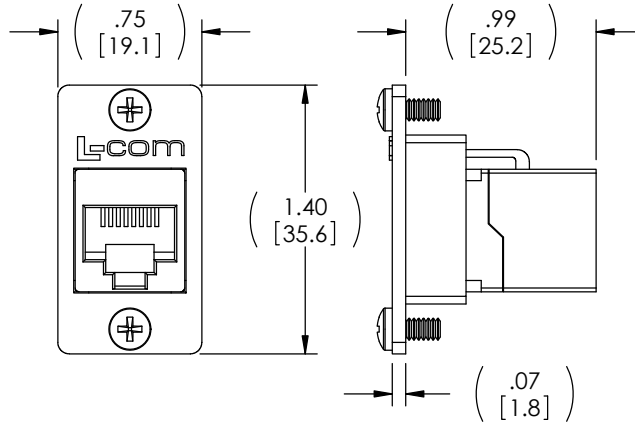
**MATERIAL:**  
FLANGED ADAPTOR: ZINC ALLOY  
HARDWARE: STAINLESS STEEL.

**FINISH:**  
FLANGED ADAPTOR: NICKEL PLATE.

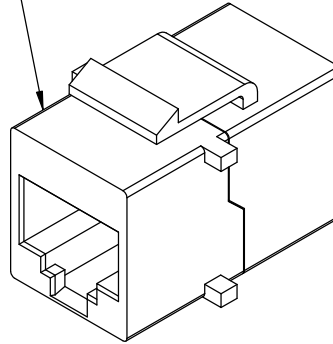
**MISCELLANEOUS:**  
CURRENT RATING: 1.5A

**PACKAGING:**  
KITS SHALL BE INDIVIDUALLY PACKAGED IN ACCORDANCE WITH L-COM PACKAGING SPECIFICATION PS-0031.

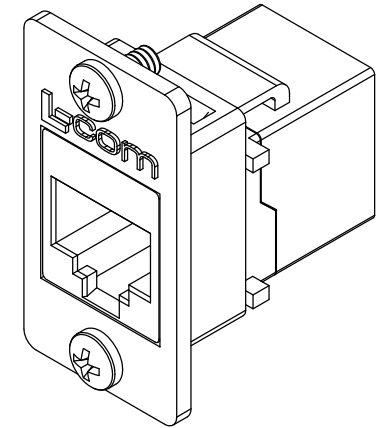
**REGULATORY COMPLIANCE:**  
ROHS, CE



CAT 3 RJ45 KEYSTONE COUPLER  
(L-COM P/N: TDG1026KC3)



FLANGE MOUNTED KEYSTONE ADAPTOR



**KIT SHOWN FULLY ASSEMBLED FOR CLARITY  
(KIT IS SHIPPED UN-ASSEMBLED)**

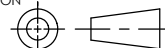
KIT INCLUDES:

- 1- COUPLER
- 1- FLANGE ADAPTOR
- 1- PACKAGE MOUNTING SCREWS (4-40x 1/4")

UNLESS OTHERWISE SPECIFIED,  
DIMENSIONS ARE IN INCHES [mm]  
OVERALL CABLE LENGTH TOLERANCE:  
≤12 [305] = +1 [25] / -0  
>12 [305] ≤60 [1524] = +2 [51] / -0  
>60 [1524] ≤120 [3048] = +4 [102] / -0  
>120 [3048] ≤300 [7620] = +6 [152] / -0  
>300 [7620] = +5% / -0%

ALL OTHER DIMENSIONAL TOLERANCES:  
.X = ±.2 [5.08]  
.XX = ±.02 [5.1]  
.XXX = ±.005 [1.3]

PROJECTION



APPROVALS  
DRAWN BY  
B.MAZEJKA  
7/1/03  
CHECKED BY  
D.PARHAM  
7/2/03  
APPROVED BY  
R.CARRICK  
7/3/03

CONFIGURATION DETAILS OF  
UNDIMENSIONED FEATURES  
MAY VARY

COLOR VARIATIONS  
MAY OCCUR

**L-com** Global Connectivity  
45 BEECHWOOD DRIVE  
NORTH ANDOVER, MA  
01845

CATEGORY  
**TELECOM/MODULAR**

PRODUCT DESCRIPTION  
**CAT 3 RJ45 PNL CPLR KIT**

SIZE  
**A**  
FSCM NO.  
**43321**  
DWG. NO.  
**ECF504-C3**  
REV.  
**E**

SCALE: NONE  
CAD FILE: ECF504-C3.SLDDRW  
SHEET 1 OF 1