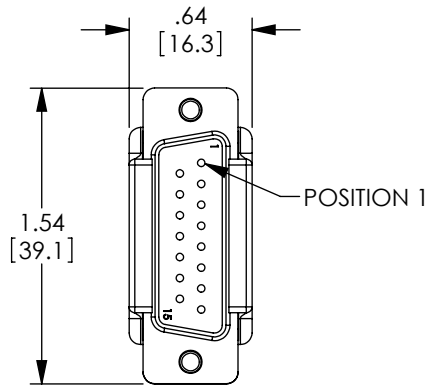
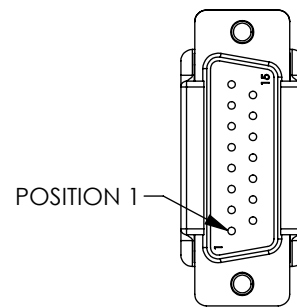
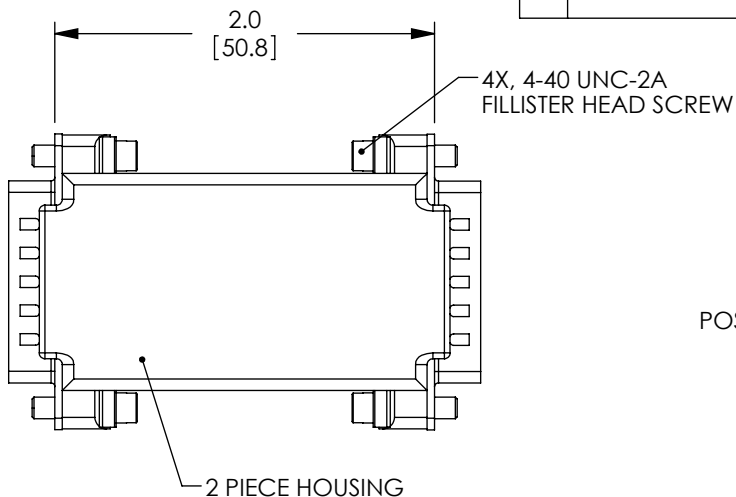


THE INFORMATION CONTAINED IN THIS DRAWING IS THE SOLE PROPERTY OF L-COM, INC. ANY REPRODUCTION IN PART OR WHOLE WITHOUT THE WRITTEN PERMISSION OF L-COM, INC. IS PROHIBITED.

REVISIONS			
REV	DESCRIPTION	DATE	APPROVED
A	INITIAL RELEASE	7/1/13	D.GRIFFIN



2X, 15 CONTACT, MALE
D-SUB CONNECTOR



NOTES:

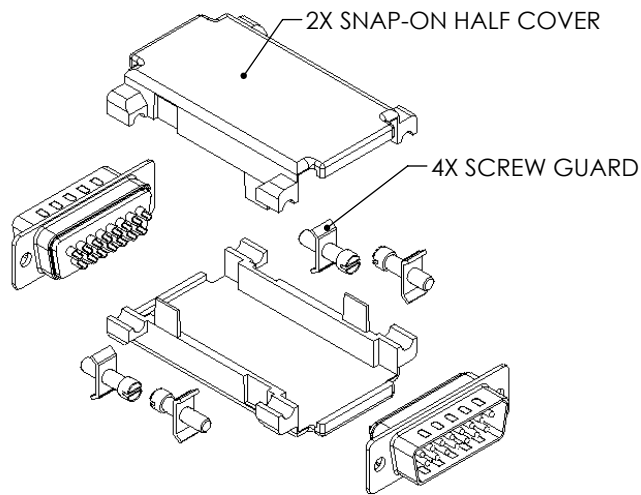
MATERIAL:
HOUSING: ABS, COLOR: GRAY
SHELL: COLD ROLLED STEEL
CONTACTS: COPPER ALLOY
INSULATOR: PBT W/GLASS FIBER FILLED (UL94V-0 RATED)

FINISH:
SHELL: TIN PLATED
CONTACTS: GOLD FLASH PLATED
SOLDER CUPS: TIN-LEAD PLATED

ELECTRICAL:
CURRENT RATING: 5 AMP
DIELECTRIC WITHSTANDING VOLTAGE: 1000 VAC rms
INSULATION RESISTANCE: 5000 MΩ @ 500VDC
CONTACT RESISTANCE: 10mΩ MAX.

MISCELLANEOUS:
ALL DIMENSIONS SHOWN ARE FOR REFERENCE ONLY.
ADAPTER IS NOT SUPPLIED WITH JUMPERS.
CONNECTORS ARE SOLDER CUP STYLE.

ADAPTER SHALL BE INDIVIDUALLY PACKAGED, UNASSEMBLED,
IN ACCORDANCE WITH L-COM SPECIFICATION PS-0031.



EXPLODED VIEW

UNLESS OTHERWISE SPECIFIED, DIMENSIONS ARE IN INCHES [mm] OVERALL CABLE LENGTH TOLERANCE: <12 [305] = +1 [25] / -0 >12 [305] <60 [1524] = +2 [51] / -0 >60 [1524] <120 [3048] = +4 [102] / -0 >120 [3048] <300 [7620] = +6 [152] / -0 >300 [7620] = +3% / -0% ALL OTHER DIMENSIONAL TOLERANCES: .X = ±.2 .XX = ±.02 .XXX = ±.005 PROJECTION 	APPROVALS	DATE	 45 BEECHWOOD DRIVE NORTH ANDOVER, MA 01845	
	DRAWN BY D.FRISIELLO	7/1/13		
	CHECKED BY D.DESJARDIN	7/1/13	CATEGORY D-SUBMINIATURE	
	APPROVED BY S.SMITH	7/1/13	PRODUCT DESCRIPTION ADPT, KIT UNWIRED DB15M/M	
CONFIGURATION DETAILS OF UNDIMENSIONED FEATURES MAY VARY		SIZE A	FSCM NO. 43321	DWG. NO. DIY15MM
COLOR VARIATIONS MAY OCCUR		SCALE: NONE	CAD FILE: DIY15MM.SLDDRW	REV. A
		SHEET 1 OF 1		